



60 Series Ball Valves

Engineered for reliability and low maintenance



Swagelok®

Suitable for a Wide Range of Applications

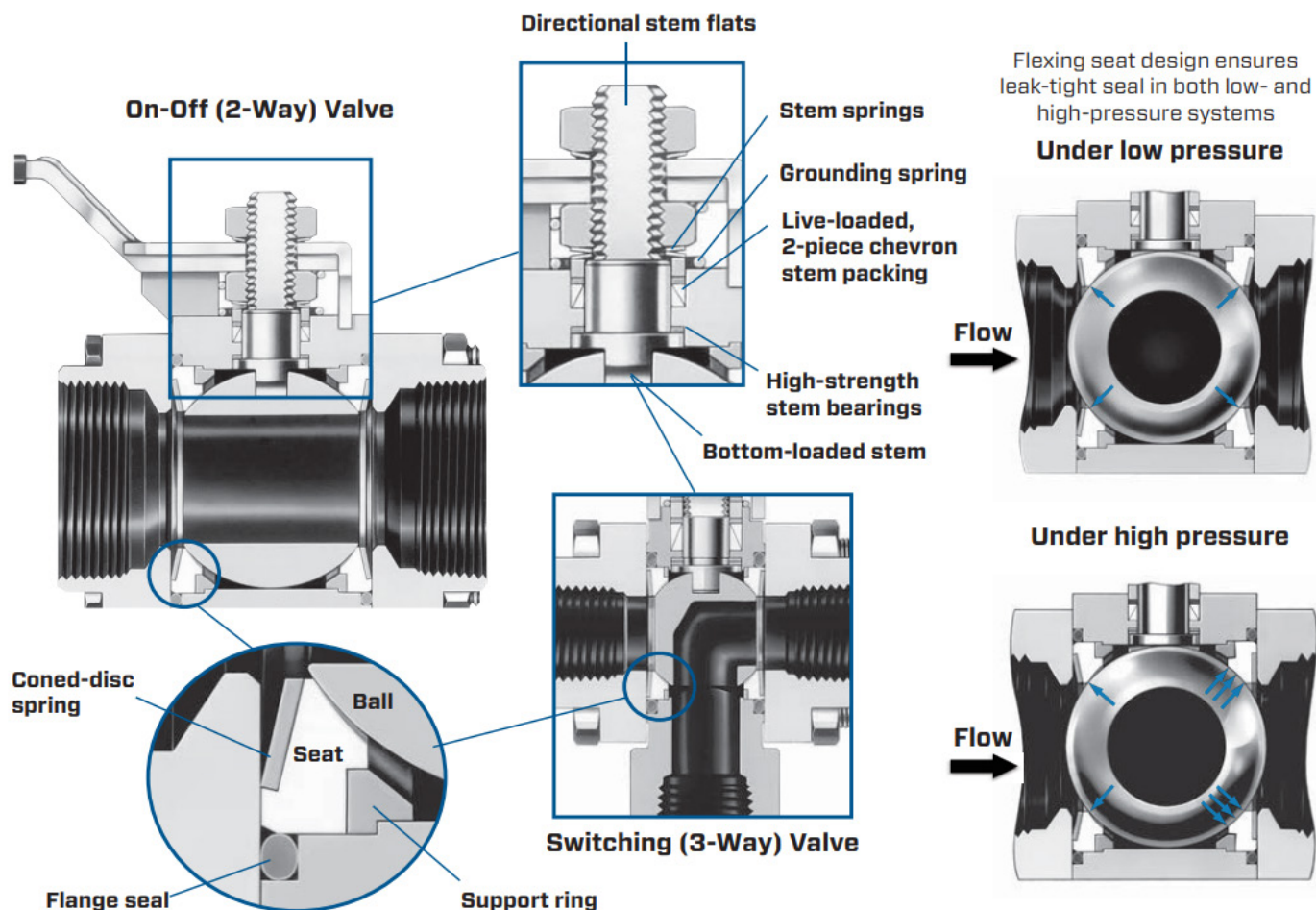
With a unique coned-disc, spring-loaded seat; live-loaded, two-piece chevron stem packing; and three-piece, swing-out design, 3-piece process/instrumentation, Swagelok® 60 series ball valves are designed for reliability and low maintenance. This quarter-turn ball valve is available in 2- and 3-way configurations as well as a variety of materials including stainless steel, carbon steel, brass and special alloys.



Specifications

- Variety of end connections in 1/8 to 2 in. and 6 to 25 mm sizes
- Temperature ratings from -65 to 850°F (-53 to 454°C)
- Standard working pressure up to 2200 psig (151 bar) with an option to increase to 3000 psig (206 bar)
- Wide selection of seat materials including:
 - Reinforced PTFE
 - Carbon/glass PTFE
 - UHMWPE
 - Alloy X-750
 - PEEK
 - Virgin PTFE
- Optional vent porting
- SC-11 cleaning available

Features of the 60 Series General Purpose and Special Application Ball Valves





End Connection Options



Swagelok Tube Fitting



Female Pipe Thread



Tube and Pipe Socket Weld



Pipe Butt Weld



Tube Extension



Sanitary Fitting



VCR Metal Gasket Face Seal Fitting



VCO O-Ring Face Seal Fitting



Female Pipe Thread to Swagelok Tube Fitting

Seat Material Selection

Reinforced PTFE Seats (60T Series)

Flow Pattern	On-Off (2-Way)					Switching (3-Way)	
Series	62, 63, 65, W63, W65	67, 68	62, 63, 65, 67, 68	62	63, 65	62, 63, 65	67, 68
Material	Stainless Steel		Steel	Brass		Stainless Steel	
Temperature, °F (°C)	Working Pressure, psig (bar)						
-20 (-28) to 100 (37)	2200 (151)	1500 (103)	2200 (151)	2000 (137)	1500 (103)	1000 (68.9)	500 (34.4)
150 (65)	1850 (127)	1210 (83.3)	1850 (127)	1680 (115)	1260 (86.8)	1000 (68.9)	500 (34.4)
200 (93)	1500 (103)	930 (64.0)	1500 (103)	1360 (93.7)	1030 (70.9)	1000 (68.9)	500 (34.4)
250 (121)	1150 (79.2)	880 (60.6)	1150 (79.2)	1050 (72.3)	800 (55.1)	1000 (68.9)	500 (34.4)
300 (148)	800 (55.1)	780 (53.7)	800 (55.1)	780 (53.7)	560 (38.5)	800 (55.1)	500 (34.4)
350 (176)	560 (38.5)	560 (38.5)	560 (38.5)	410 (28.2)	330 (22.7)	560 (38.5)	500 (34.4)
400 (204)	330 (22.7)	330 (22.7)	330 (22.7)	100 (6.8)	100 (6.8)	330 (22.7)	330 (22.7)
450 (232)	100 (6.8)	100 (6.8)	100 (6.8)	—	—	100 (6.8)	100 (6.8)

Ratings based on reinforced PTFE seats and packings and alloy X-750 stem bearings on stainless steel or steel, PEEK stem bearings on brass, and fluorocarbon FKM O-rings.

Fastener materials: 316 SS on stainless steel valves and carbon steel grade 8 on steel or brass valves.

Steel valves with Swagelok tube fitting end connections: 375°F (190°C) max.

Options and Accessories Available

Valve Handle Options

Lever handles are standard. Also available are:



Oval Handles



Locking Brackets



Oval Latch-Lock
Handles

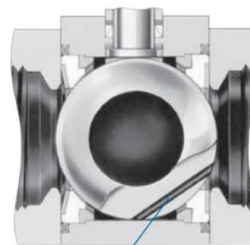
An extended handle option is available for insulated service.

Low Dead Space Inserts




- Reduce fluid entrapment around the ball, stem, and seats while the valve is open or closed
- Made from carbon/glass reinforced PTFE
- Not for use on steam, thermal, or fire series valves

Vented Valves



Vent Passage

External Vent Option



Vent
Passage

Internal Vent Option

2-way ball valves are available with either an internal or an external vent. These vents are available for either upstream or downstream service.

Panel Mount Kit



- Vertical or horizontal mounting
- Can be installed on panels up to 3/16 in. for 62 series and 1/4 in. thick for 63, 65, 67, and 68 series
- Fit oval and lever handle

Pneumatic, ISO-5211 Compliant and Electric Actuator Options



Pneumatic Actuators

Swagelok rack and pinion pneumatic actuators are designed to actuate Swagelok® ball valves. The actuators are compact, lightweight, easily mountable and can be operated with standard shop air. They are available in spring-return and double-acting modes.

For more information, see *Swagelok Ball Valve Actuation Options catalog, MS-02-343*.



ISO-5211 Compliant Pneumatic Actuators

The Swagelok rack and pinion pneumatic actuators are ISO-5211 compliant and are suitable for general applications. They are available in spring-return and double-acting modes.

For more information, see *Swagelok Ball Valve Actuation Options catalog, MS-02-343*.



Electric Actuators

Swagelok electric actuators are rugged and lightweight. They connect alternating- or direct-current power sources.

For more information, see *Swagelok Electric Actuators - 141 and 142 Series catalog, MS-01-35*.

Important Information:

- Swagelok ball valves are designed to be operated in a fully open or fully closed position.
- Packing adjustment may be required during the valve's service life.
- Caution: Actuated assemblies must be properly aligned and supported. Inadequate alignment or improper support of the actuated assembly may result in leakage or premature valve failure.

For more information on Swagelok 60 Series Ball Valves see *Ball Valves, General Purpose and Special Application, 60 Series catalog (MS-01-146)*.

Swagelok Alabama | Central & South Florida | West Tennessee

info@ALFL.swagelok.com | ALFL.swagelok.com

Birmingham

205.988.4812

Daphne

251.625.2949

Tampa

863.425.3222

Warranty Information: Swagelok products are backed by The Swagelok Limited Lifetime Warranty. For a copy, visit swagelok.com or contact your authorized Swagelok representative, listed above.

Safe Product Selection: When selecting a product, the total system design must be considered to ensure safe, trouble-free performance. Function, material compatibility, adequate ratings, proper installation, operation, and maintenance are the responsibilities of the system designer and user.

All service marks and trademarks shown are owned by Swagelok Company unless otherwise noted.



© 2018 Swagelok Alabama | Central &
South Florida | West Tennessee
© 2019 Swagelok Company.